









# HALL- 12 & 12A

## AREA DETAIL

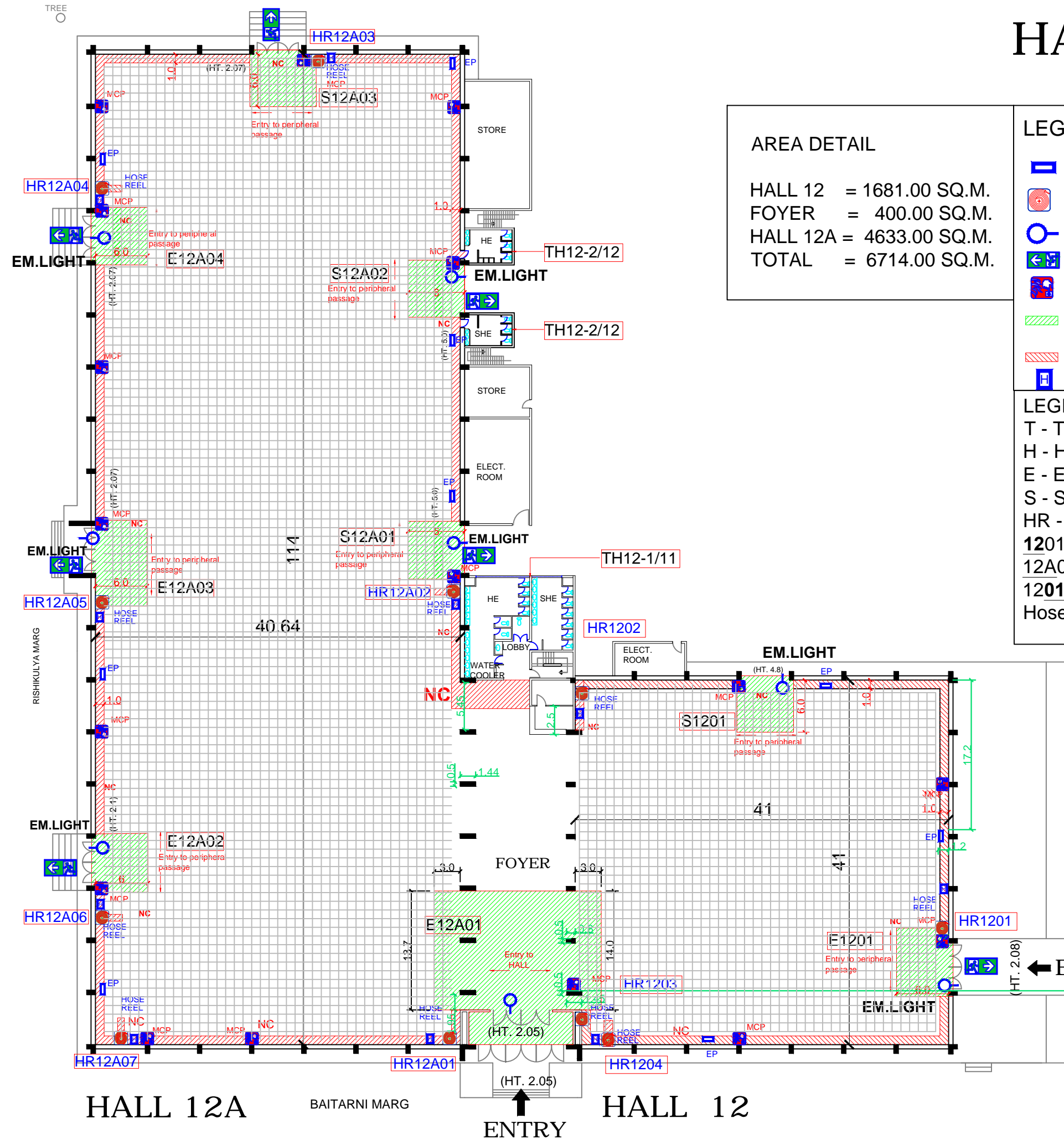
HALL 12 = 1681.00 SQ.M.  
 FOYER = 400.00 SQ.M.  
 HALL 12A = 4633.00 SQ.M.  
 TOTAL = 6714.00 SQ.M.

## LEGEND .....

-  ELECTRICAL PANEL(1.0m passage)
-  HOSE REEL(1x3 m passage)
-  EMERGENCY LIGHT
-  EMERGENCY EXIT(blockage free)
-  MANUAL CALL POINT(1.0 m passage)
-  NC - NO CONSTRUCTION ZONE  
6.0m IN FRONT OF ALL ENTRY/ EXIT
-  1.0m PASSAGE TO BE LEFT ALLAROUND
-  HYDRANT BOX

## LEGEND :

- T - Toilet
- H - Hall
- E - Entry or exit gates
- S - Service gates
- HR - Hose reel
- 1201 - First two digits indicates Hall no.
- 12A01 - First three digits indicates Hall no.
- 1201 - Second two digits indicates Toilet no. or  
Hose reel no. or entry gate no. or service gate no.



HALL 12A

HALL 12

ENTRY

← ENTRY FROM HALL 11